

Smooove Origin IB


animeo Solo

animeo IB+

animeo KNX

animeo LON

SOLUTIONS FOR COMMERCIAL BUILDINGS



Ref. 1811272

A local conventional dry contact switch for the individual or group controlling of motorized blinds and windows.

Allows the integration of various frame designs.

Available in Pure Shine (white) version.

Installation advantages

- > Connectors providing sufficient space to single or multiple wires.
- > Simple and easy clip-on mechanism for the integration of the switch into the frame.
- > Clear indication of connection options directly visible on the product.

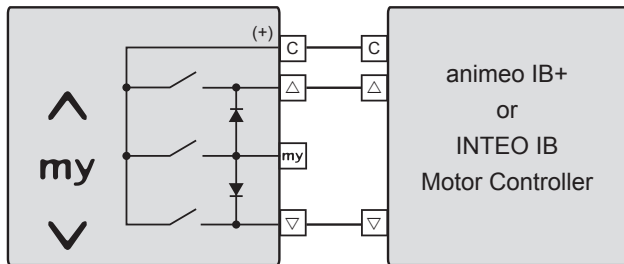
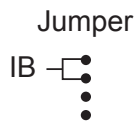
Functional advantages

- > Ergonomic buttons with clear indication of usage.
- > A preferred personal intermediate position can be recalled through the "my" button.
- > Excellent design compatibility with the Somfy Smooove UNO IB+ (Ref. 1811203, 1811204, 1811205).
- > Compatible with Somfy IB, animeo IB+ and FTS controlling technology.

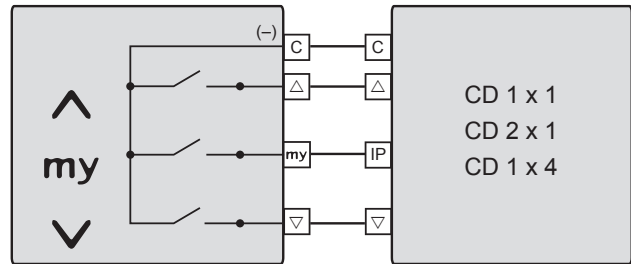
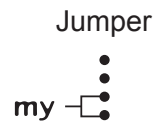
Wiring

Connection	Cables
Switches	Min.: 4 x 0.6 mm ² /22 AWG Max.: 4 x 1.5 mm ² /16 AWG

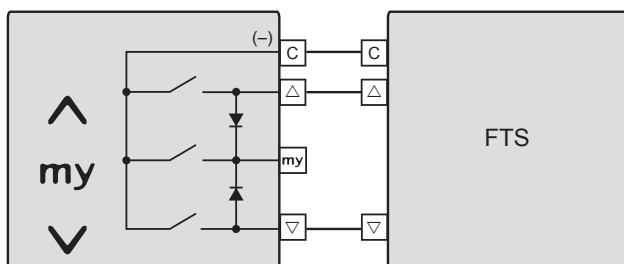
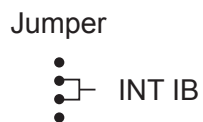
Somfy IB+/IB technology



Somfy CD technology



Somfy FTS technology



CHARACTERISTICS

Max. input switching capacity	24 V DC / 50 mA
Terminals	Screw terminals
Operating temperature	0 °C to 45 °C
Relative humidity	85%
Material of housing	PC-ABS
Housing dimensions (w x h x d)	50 x 50 x 27 mm
Degree of protection	IP 20
Protection class	III
Conformity	www.somfy.com/ce