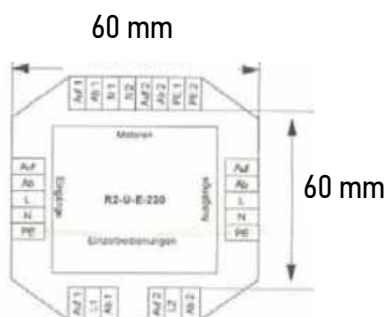


## TR2-U-E-230 V group control relay maintenance guide



To use TR2-U-E-230 V please, read this first! Group control relay guide manual.

TR2-U-E-230 V For connection of 2 standart motors on one switch. Could be connected up to 6 relay in groups up to 12 motors (up to 12Kw). Suitable for group and individual operation. Central switch has operation priority.



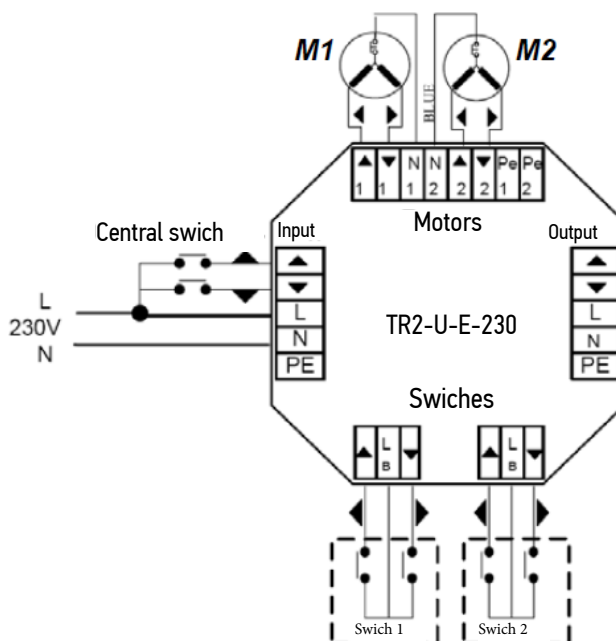
### 1. Technical data

Reference number:	1 822 200
Power voltage:	230 V
Maximum contact load:	10 A
Index protection:	IP20
Operating temperature:	+5 °C to +40 °C

### 2. Wiring guide

Please, connect group control relay according to the wiring diagram.

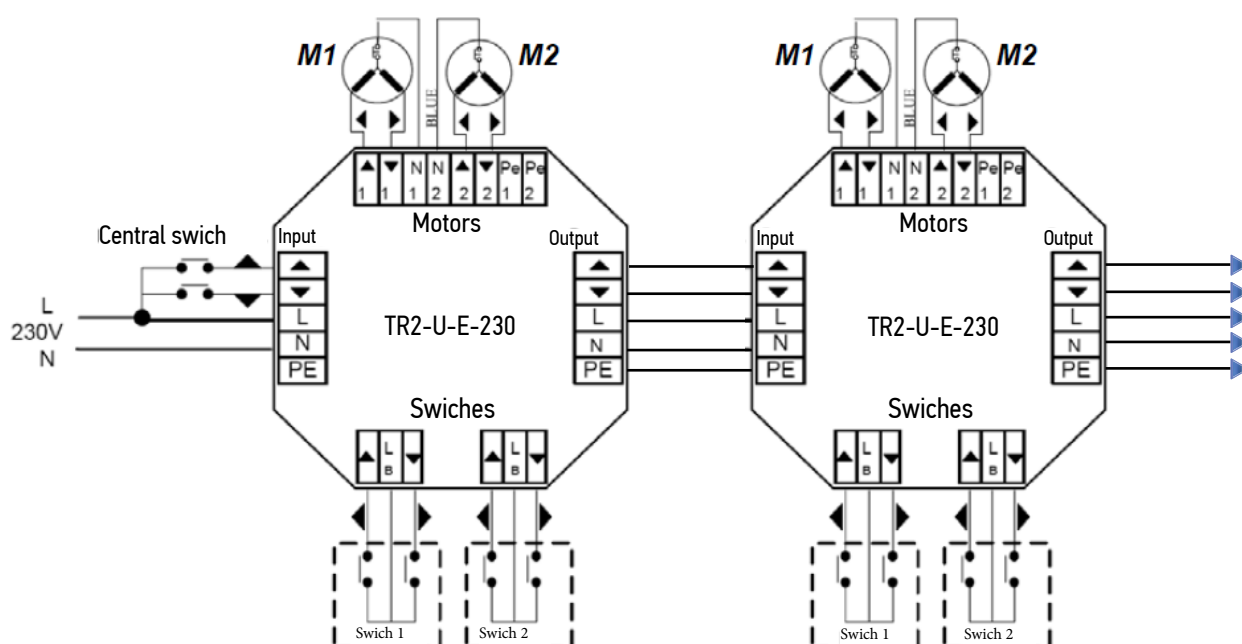
- M1. - motor 1
- M2. - motor 2
- L - live
- N - neutral
- PE - earth
- 1 - motor 1 rotation UP ▲ command
- 1 - motor 1 rotation DOWN ▼ command
- N 1 - motor 1 neutral
- 2 - motor 2 rotation UP ▲ command
- 2 - motor 2 rotation DOWN ▼ command
- N 2 - motor 2 neutral
- L B - switch 1 and 2 individual control
- ▼ / ▲ - switch control



**IMPORTANT:** Installation, check and wiring must be carried out by competent personnel. All wiring should be done only in power voltage off mode. For installation, please use 1.5mm cable.

## TR2-U-E-230 V group control relay maintenance guide

### Wiring guide for relay connection



**IMPORTANT:** Installation, check and wiring must be carried out by competent personnel. All wiring should be done only in power voltage off mode. For installation, please use 1.5mm cable.